

A K R O N H A R D W A R E™

Product Catalog

VON DUPRIN®

Phone: 800-321-9602

Fax: 800-328-6070

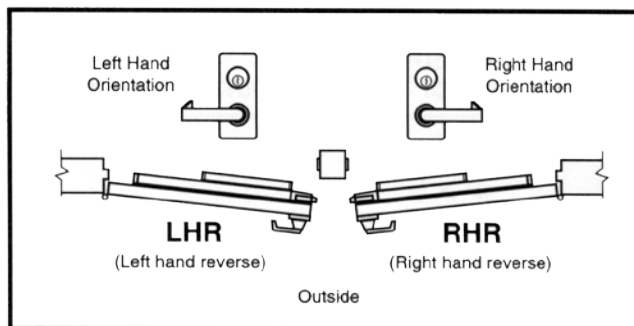
TABLE OF CONTENTS

22 Series	Pages 3-4
33A & 35A Series	Page 5
88 Series	Pages 5-6
98 Series	Page 7
99 Series	Pages 8-10
X98/99 Series	Page 11
Parts & Accessories	Pages 12-13
Guard-X	Page 13
Electrical Strikes	Page 14
Electrical Accessories	Page 15

FINISHES

BHMA	US	Description	BHMA	US	Description
605	US3	Brass, polished	628	US28	Anodized Aluminium
606	US4	Brass, dull	630	US32D	Stainless Steel, polished
612	US10	Bronze, dull-oxidized-oil rubbed	689	SP28	Lacquer Sprayed Aluminium
613	US10B	Satin Nickel Plated	693	SPBLK	Black, painted
625	US26	Chromium, polished	695	SP313	Sprayed Duranodic
626	US26D	Chromium, dull	710	313AN	Anodized Duranodic

HANDING CHART



22 Series Exit Device

22 SERIES EXIT DEVICES



Model	Description	SP28	SP313
EXIT ONLY RIM DEVICES			
22EO-3	3' Exit Only Rim Device	•	•
22EO-4	4' Exit Only Rim Device	•	•
22EOF-3	3' Fire Exit Only Rim Device	•	•
22EOF-4	4' Fire Exit Only Rim Device	•	
SURFACE MOUNTED VERTICAL ROD DEVICES			
2227EO-3	3' Exit Only Vertical Device	•	•
2227EO-4	4' Exit Only Vertical Device	•	•
2227EOF-3	3' Fire Exit Only Vertical Device	•	•
2227EOF-4	4' Fire Exit Only Vertical Device	• ∅	•

∅ DWO Discontinued when out of stock


22 SERIES TRIM

Model	Description	SP28	SP313
TRIM SELECTION			
210DT	Dummy Trim	•	
210K	Heavy 10 gauge stainless steel escutcheon with Schlage "A" Orbit Knob	•	
210NL	Night Latch	•	•
230DT	Dummy Trim	•	•
230L03-BE [✎]	#03 Lever Control, Blank Escutcheon (Handed)	•	
230L03 [✎]	#03 Lever Control (Handed)	•	• ∅
230LBE [✎]	Lever Control, Blank Escutcheon (Handed)	•	•
230L [✎]	Lever Control (Handed)	•	•
230NL	Night Latch	•	•
230TP	Thumbpiece	•	•


[✎] Specify Handing

∅ DWO Discontinued when out of stock

STANDARD TRIM



OPTIONAL TRIM




22 SERIES KITS

Model	Description	SP28	SP313
ALARM KITS			
2ALK	Alarm Kit (S1 Switch Standard) · Available in 3' or 4'	•	•
GLASS BED KITS			
22GBKRM	¼" Shim set for 22 Series Rim or Mortise Devices	•	•
22GBKV	¼" Shim set for 22 Series Surface Vertical Devices	•	

∅ DWO Discontinued when out of stock



2ALK



22GBK






22 SERIES EXTENSION RODS


Model	Description	SP28	SP313
EXTENSION RODS			
2227	12" Rod	•	•

88 Series Exit Devices


88 SERIES EXIT DEVICES




Model	Description	US10B	US26D	US3	US4
EXIT ONLY RIM DEVICES					
88EO	Exit Only Rim Device, No Trim	•	•	•	•
88NL	Exit Only Rim Device, No Trim ▪ Night Latch		•		
SURFACE VERTICAL ROD DEVICES					
8827EO	Exit Only Surface Vertical Rod Device, No Trim	•	•	•	•
MORTISE LOCK DEVICES					
8875EO 	Exit Only Mortise Lock Device, No Trim		•		•
FIRE EXIT HARDWARE					
88EOF 	Fire Exit Only Rim Device, No Trim	•	•		•
8827EOF	Fire Exit Only Surface Vertical Rod Device, No Trim	•	•		
8875EOF 	Fire Exit Only Mortise Lock Device, No Trim		• ∅		

 Specify Handing
 ∅ DWO Discontinued when out of stock

88 SERIES TRIM

Model	Device Type	Description	US10B	U26D	US3	US4
TRIM SELECTION						
880DTR	Rim	Dummy Trim	•	•		•
880DTVM	Mortise/Vertical	Dummy Trim	• ∅	•	•	•
880EOR	Rim	Trim Plate	•			
880NLR	Rim	Night Latch		•	•	
880TPM	Mortise	Thumbpiece Control	•	• ∅		
880TPR	Rim	Thumbpiece Control	•	•		
880TPV	Vertical	Thumbpiece Control	•	•		
377T	All	Thumbpiece Control <i>(most often used w/ DT or pull)</i>	•	•	•	• ∅
373L 	All	Lever Control	•	•	•	

 Specify Handing
 ∅ DWO Discontinued when out of stock



880DT 880NL 880TP 880EO



377T 373L

88 SERIES FUNCTION CONVERSION KITS

Model	Part #	Converts From	Converts To	Trim Included	US3	US10B	US26D
BACKPLATE CONVERSION KITS							
050202					NON-FINISHED		
88CK-NL	050101	TP, K	NL	880NL-R		• ∅	• ∅
88CK-TP	050102	EO, DT, NL, K	TP	880TP-R		•	•
88CK-K/L	050103	EO, DT, NL, TP	K/L	880K-R or 373L	•	•	•
88CK-27TP-F	050104	EO, DT, K (STD OR FIRE)	TP (STD OR FIRE)	880TP-V	NON-FINISHED		
88CK-TP-F	050107	EO-F, NL-F, K-F	TP-F	880TP-R			•
88CK-K/L-F	050108	EO-F, NL-F, TP-F	K-F or L-F	880K-R or 373L		• ∅	•
8827CK-K/L-F	050200	EO, DT, TP	K (STD OR FIRE)	880K-V	NON-FINISHED		

∅ DWO Discontinued when out of stock

88 SERIES EXTENSION RODS

Model	Description	US3	US10B	US32D
EXTENSION RODS				
8827	12" Rod	•		•
8827F	Fire Rated 12" Rod	•	•	•

∅ DWO Discontinued when out of stock

98 Series Exit Devices

98 SERIES EXIT DEVICES



Model	Description	US3	US10	US26	US26D	313AN
RIM DEVICES						
98EO-3	3' Exit Only Rim Device, No Trim	•		•	•	•
CD98EO-3	Standard Baseplate Cylinder Dogging, No Trim				• ∅	
CD98EO-3 (SNB)	Standard Baseplate Cylinder Dogging with Sex Nut Bolt, No Trim				•	
SURFACE VERTICAL ROD DEVICES						
9827EO-3	3' Exit Only Rim Device, No Trim				• ∅	
CONCEALED VERTICAL ROD DEVICES						
9847EO-3	3' Exit Only Concealed Vertical Rod Device, No Trim				• ∅	
MORTISE LOCK DEVICES						
9875EO-3	3' Exit Only Mortise Lock Device, No Trim		• ∅			
9875EO-4	4" Exit Only Mortise Lock Device, No Trim				• ∅	
98 SERIES FIRE EXIT HARDWARE						
98EOF	3' Fire Exit Only Rim Device, No Trim	• ∅			•	•
9827EOF-3	3' Fire Exit Only Surface Vertical Rod Device, No Trim				•	
9847EOF-3	3' Fire Exit Only Concealed Vertical Rod Device, No Trim				•	•
9847WDCEOFLBR-3	3' Fire Exit Only Wood Door Concealed Vertical Rod Device, No Trim Less Bottom Rod · Pair				• ∅	

∅ DWO Discontinued when out of stock

98 SERIES KITS

Model	Description	US28
050132	Cylinder Dogging Conversion Kit	•

∅ DWO Discontinued when out of stock

99 SERIES EXIT DEVICES















VON DUPRIN

Model	Description	US3	US4	US26D	US28	313AN
RIM DEVICES						
99EO-3	3' Exit Only Rim Device, No Trim	•	•	•	•	•
99EO-4	4' Exit Only Rim Device, No Trim			•		•
CD99EO-3 (SNB)	Standard Baseplate Cylinder Dogging with Sex Nut Bolt, No Trim			•		
EL99EO-3	3' Exit Only Rim Device with Electric Latch Retraction, No Trim			•		
SURFACE VERTICAL ROD DEVICES						
9927EO-3	3' Exit Only Surface Vertical Rod Device, No Trim	•		•	•	•
9927EO-4	4' Exit Only Surface Vertical Rod Device, No Trim	•		•		• ∅
EL9927EO-3	3' Exit Only Surface Vertical Rod Device, No Trim			•		
CONCEALED VERTICAL ROD DEVICES						
9947EO-3	3' Exit Only Concealed Vertical Rod Device			•		•
9947EO-4	4' Exit Only Concealed Vertical Rod Device					•
EL9947EO-3	3' Exit Only Concealed Vertical Rod Device with Electric Latch Retraction, No Trim			• ∅		
MORTISE LOCK DEVICES						
9975EO-3	3' Exit Only Mortise Lock Device	• ∅		•	•	•
9975EO-4	4' Exit Only Mortise Lock Device			•		•
FIRE EXIT HARDWARE						
99EOF-3	3' Fire Exit Only Rim Device, No Trim	•		•	•	•
99EOF-4	4' Fire Exit Only Rim Device, No Trim			•		•
EL99EOF-3	3' Fire Exit Only Rim Device with Electric Latch Retraction, No Trim			•		
9927EOF-3	3' Fire Exit Only Surface Vertical Rod Device, No Trim	•	•	•	•	•
9927EOF-4	4' Fire Exit Only Surface Vertical Rod Device, No Trim			•		•
9927EOFLBR-3	3' Fire Exit Only Surface Vertical Rod Device, No Trim · Less Bottom Rod · Pair			•		•
EL9927EOF-3	3' Fire Exit Only Surface Vertical Rod Device with Electric Latch Retraction, No Trim			•		
9947EOF-3	3' Fire Exit Only Concealed Vertical Rod Device, No Trim	• ∅		•	•	•
9947EOF-4	4' Fire Exit Only Concealed Vertical Rod Device, No Trim			•		•
9947WDCEOF	Fire Exit Only Wood Door Concealed Vertical Rod Device, No Trim			•		
9975EOF-3	3' Fire Exit Only Mortise Lock Device, No Trim	•		•	•	•
9975EOF-4	4' Fire Exit Only Mortise Lock Device, No Trim			•		•

∅ DWO Discontinued when out of stock

99 SERIES TRIM

Model	Device Type	Description	US10	US10B	US26	US26D	US3	US4	US313
STANDARD TRIM SELECTION									
990DT	Rim	Dummy Trim		•	•	•	•		
990EO	--	Exit Only Trim Plate				•			
990NLM	Mortise	Night Latch		•		•			
990NLRV	Rim and Vertical	Night Latch	•	•	• ∅	•	•		
990TPM	Mortise	Thumbpiece	•	•	•	•			
990TPM-BE	Mortise	Thumbpiece, Blank Escutcheon				•			
990TPRV	Rim and Vertical	Thumbpiece	•		•	•	•		
990TPRV-BE	Rim and Vertical	Thumbpiece, Blank Escutcheon				•			
991KRV	Rim and Vertical	Knob		• ∅					
996LCV 	Concealed Vertical	Lever		• ∅		• ∅			
996LM 	Mortise	Lever, Dummy Trim		•		•	•		
996LM17 	Mortise	#17 Lever				•			
996LRV 	Rim and Vertical	Lever, Dummy Trim		•	•	•	•	•	
996LRVBE 	Rim and Vertical	Lever, Blank Escutcheon				•			•
996LRV03 	Rim and Vertical	#03 Lever		•	•	•			
996LRVBE03 	Rim and Vertical	#03 Lever, Blank Escutcheon			•	•			
996LRV17 	Rim and Vertical	#17 Lever		•	•	•			
996LRVBE17 	Rim and Vertical	#17 Lever, Blank Escutcheon		•	•	•			
996LNLRV17 	Rim and Vertical	#17 Lever, Night Latch				•			

 Specify Handing
 DWO Discontinued when out of stock



990TP



996L



994L



992L













03 Lever

17 Lever

99 Series Trim Cont'd, Parts

99 SERIES TRIM CONT.

Model	Device Type	Description	US10B	US26	US26D	US3	US4
OPTIONAL TRIM SELECTION							
992LM 	Mortise	Lever, Dummy Trim			• ∅		
992LM-BE 	Mortise	Lever, Blank Escutcheon			• ∅		
992LRV 	Rim and Vertical	Lever, Dummy Trim	• ∅	• ∅	• ∅	• ∅	• ∅
992LRV03 	Rim and Vertical	#03 Lever			• ∅		
992LRV-BE 	Rim and Vertical	Lever, Blank Escutcheon	• ∅	• ∅	• ∅		
992LRV17 	Rim and Vertical	#17 Lever			• ∅		
994LM 	Mortise	Lever, Dummy Trim		• ∅	• ∅	• ∅	• ∅
994LRV 	Rim and Vertical	Lever, Dummy Trim	• ∅	• ∅	• ∅	• ∅	
994LRV-BE 	Rim and Vertical	Lever, Blank Escutcheon			• ∅		

 Specify Handling
 ∅ DWO Discontinued when out of stock

99 SERIES KITS

Model	Description	US28	313AN
ALARM KITS			
99ALK-3	Alarm Kit (S1 Switch Standard) • Available in 3'	•	
99ALK-4	Alarm Kit (S1 Switch Standard) • Available in 4'	•	•
GLASS BED KITS For use on doors with raised glass beads			
99GBKRM	1/4" Shim set for 99 Series Rim or Mortise Devices	•	•
99GBKV	1/4" Shim set for 99 Series Surface Vertical Devices	•	•
CONVERSION KITS			
050115	99 Cylinder Dogging Conversion Kit	•	

99 SERIES EXTENSION RODS

Model	Description	US3	US10B	US28	US32D
EXTENSION RODS					
9927	36" Rod	•		•	•
9927F-12	Fire Rated 12" Rod			•	
9927F	Fire Rated 36" Rod	•	•	•	

∅ DWO Discontinued when out of stock

X98/99 Exit Devices

X98/99 SERIES EXIT DEVICES

Model	Description	US26D
FIRE EXIT HARDWARE		
XP99EOF-3	3' Exit Only Rim Device, No Trim	•

PARTS & ACCESSORIES

Model	Description	US3	US4	US10B	US26D
CYLINDER ASSEMBLY					
110MD	Night Latch Cylinder Assembly for Metal Doors	•		•	•
110WD	Night Latch Cylinder Assembly for Wood Doors	•	• ∅	•	•

∅ DWO Discontinued when out of stock

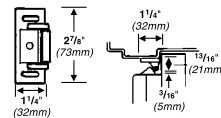
Model	Description	US3	US10B	US26D	US32D	SP313
SEX BOLTS						
425	Sex Bolts Package of 2 - 10-24 Thread Size	•	•		•	• ∅

∅ DWO Discontinued when out of stock

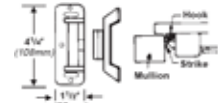


425/ 625A

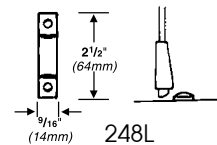
Model	Description	Non-Finished
VERTICAL ROD TOP STRIKES		
299BLK	22/88/98/9927/57 Panic - Standard	•
VERTICAL ROD BOTTOM STRIKES		
248L-4	22/33A/35A98/9927, 98/9957 Panic - Standard	•
304LS	22/33A/35A/98/9927, 98/9957 - Standard	•
RIM STRIKES		
1606	Panic, Sgl or Pr w/ 1654 Mullion - Optional	•
1609BLK	Panic - Optional	•



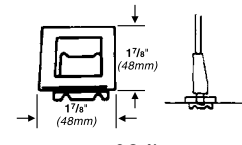
299BLK



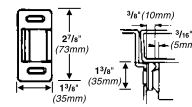
499F



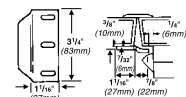
248L



304L



1606




1609BLK

Model	Description	US32D
ROD & LATCH GUARD		
RG27	Hand Rod and Latch Guard	•

☞ Specify Handing

∅ DWO Discontinued when out of stock

RG27



PARTS & ACCESSORIES CONT.

Model	Description	Openings	US28	US313
STEEL MULLIONS				
1654-72	Prepped for two 1606 Strikes	up to 7'2"	•	•
KR1654-72	Key Removable Option ▪ Prepped for Two 1606 Strikes	up to 7'2"		•
KR1654-76	Key Removable Option ▪ Prepped for Two 1606 Strikes	up to 7'6"	•	
4954-72	Prepped for two 299 Strikes	up to 7'2"	•	•
KR4954-72	Key Removable Option ▪ Prepped for Two 299 Strikes	up to 7'2"		•
KR4954-76	Key Removable Option ▪ Prepped for Two 299 Strikes	up to 7'6"	•	
9954-7	Prepped for two 499F or 268 Strikes	up to 7'0"		•
9954-72	Prepped for two 499F or 268 Strikes	up to 7'2"	•	
KR9954-75	Key Removable Option ▪ Prepped for Two 499 or 268 Strikes	up to 7'5"	•	
STEEL MULLIONS ACCESSORIES				
KR54F	Keyed Removable Kit for 9954 Mullion	—	•	• ∅
MISCELLANEOUS				
090005	227 Dog Key 5/32" ▪ Package of 2		NON-FINISHED	
968201	Cylinder Retaining Cup - 210/230/990 Trim		NON-FINISHED	
873-FA	Fire Alarm Card		NON-FINISHED	

∅ DWO Discontinued when out of stock

GUARD-X

The 2670 Guard-X provides secure alarmed code-compliant protection for secondary exits. The Guard-X exit alarm lock readily identifies the door on which it is mounted as an emergency exit and secures the opening against unauthorized use.

Model	Description	US28	313AN
GUARD-X			
2670	Exit Alarm Lock	•	• ∅

∅ DWO Discontinued when out of stock



ELECTRIC STRIKES

Model	Description	US10	US10B	US32D
6000 SERIES				
6111-24	24VCD ▪ Use with rim exit devices on single or double doors with mullion applications			•
6112-24	24VCD ▪ Use with rim exit devices on single door applications			•
6210-24	24VCD ▪ Use with mortise locks without deadbolt on single door			•
6211-12	12VCD ▪ Use on new install with mortise locks without deadbolt or cylindrical locks on single door, hollow metal frame applications		•	•
6211-24	24VCD ▪ Use on new install with mortise locks without deadbolt or cylindrical locks on single door, hollow metal frame applications	•		•
6211FS-24	Fail Safe ▪ 24VCD ▪ Use on new install with mortise locks without deadbolt or cylindrical locks on single door, hollow metal frame applications			•
6212-24	24VCD ▪ Use with mortise locks without deadbolt or cylindrical locks on single door, hollow metal or aluminum frame applications			•
6213-24	24VCD ▪ Use with mortise locks without deadbolt or cylindrical locks on single door, hollow metal or aluminum frame applications			•
6214-24	24VCD ▪ Use with mortise locks without deadbolt or cylindrical locks on single door, hollow metal or aluminum frame applications			•



6111



6112



6210



6212



6213



6214

ELECTRICAL ACCESSORIES

Model	Description	
ELECTRICAL ACCESSORIES		
ELCK-3	EL Conversion Kit - 3'	NON-FINISHED
050078	EL Conversion Kit - 4'	NON-FINISHED
050251	RX Switch Kit	NON-FINISHED
PS902	Power Supply	NON-FINISHED
PS873	Field selectable standard power supply for EL Exit Devices	NON-FINISHED
EPT2	Electrical Power Transfer with two 18 gauge wires	•
EPT10	Electrical Power Transfer with ten 24VDC 1 ampere	•

∅ DWO Discontinued when out of stock



Power Supply Box



Electrical Power Transfer